



# USB-RS232-TTL-STICK

Hardware-Description

2023 September

# INDEX

<b><u>1. Introduction</u></b>	<b>3</b>
1.1. Foreword	4
1.2. Customer satisfaction	4
1.3. Customer response	4
1.4. Brief description	5
<b><u>2. Hardware description</u></b>	<b>6</b>
2.1. Technical data	7
2.2. 3 pin connection cable	8
2.3. LED's	8
<b><u>3. Software</u></b>	<b>9</b>
3.1. "VCP Driver (Virtual COM-Port)" Installation	10
<b><u>4. Appendix</u></b>	<b>13</b>
4.1. Contact / Support	14
4.2. Environment and disposal	14
4.3. Revisions	15
4.4. Copyrights and trademarks	16

# Introduction

---



# **1. Introduction**

---

## **1.1. Foreword**

**Congratulations on purchasing a high quality DEDITEC product!**

Our products are developed by our engineers according to today's required quality standards. We pay attention already during the development to flexible expandability and long availability.

**We develop modular!**

Due to a modular development we shorten the development time and - what of course benefits the customer - we sell at a fair price!

**We ensure a long delivery availability!**

If used semiconductors are no longer available, we can react faster. With us mostly only modules have to be redesigned and not the whole product. This increases the delivery availability.

## **1.2. Customer satisfaction**

**A satisfied customer is our first priority!**

If something is not to your satisfaction, just contact us by phone or mail.

We will take care of it!

## **1.3. Customer response**


The best products grow with our customers. We are always grateful for any suggestions or proposals.

## 1.4. Brief description

This USB to RS-232 converter (TTL-Level) is suitable for e.g. debugging on microcontroller circuits.

Also your processor board will be protected by galvanic isolation.

This little USB-Stick transmits serial data with TTL-Level (e.g. debugging informations) on the USB port. Normally there are only TTL-Signals available on serial ports by processors. With this tool these signals can be comfortably displayed on your PC or notebook. The “sensitive TTL-Signals” will be safely connected by galvanic isolation to a PC.

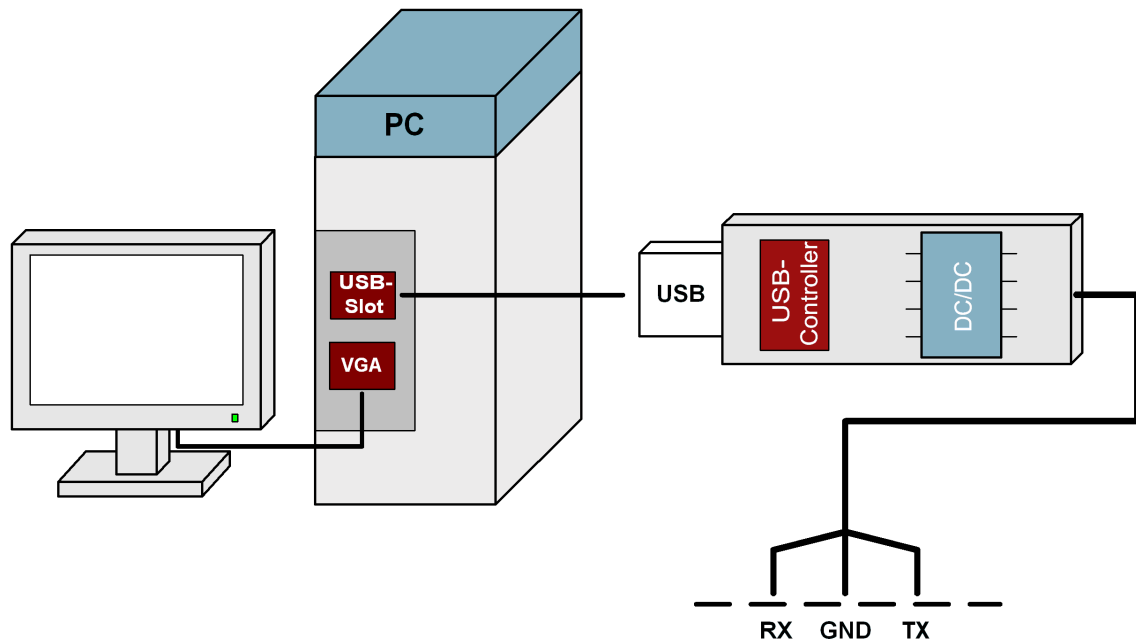


## Hardware description



## 2. Hardware description

### 2.1. Technical data



- +5V power supply (USB-BUS)
- USB to RS-232 (TTL-Level)
- A LED for TX and RX
- Galvanically isolated
- 50 Baud ..3MBaud (configurable per software)
- Windows VCP (Virtual COM Port)
- Linux Driver inclusive
- Dimensions: 84,5 x 21 x 12,5/9,5 mm (without cable)

## 2.2. 3 pin connection cable

The connection to the stick on the RS-232 side will be made by a 3pin connection cable. The ends of the wires are labeled with "RX", "TX" and "GND".

### RS-232 Pin Assignment

Pin	
Brown	RX
White	TX
Green	GND

## 2.3. LED's

Two LED's visualisation of transmit and receivedata.

1\*TX (transmit)

1\*RX (receive)



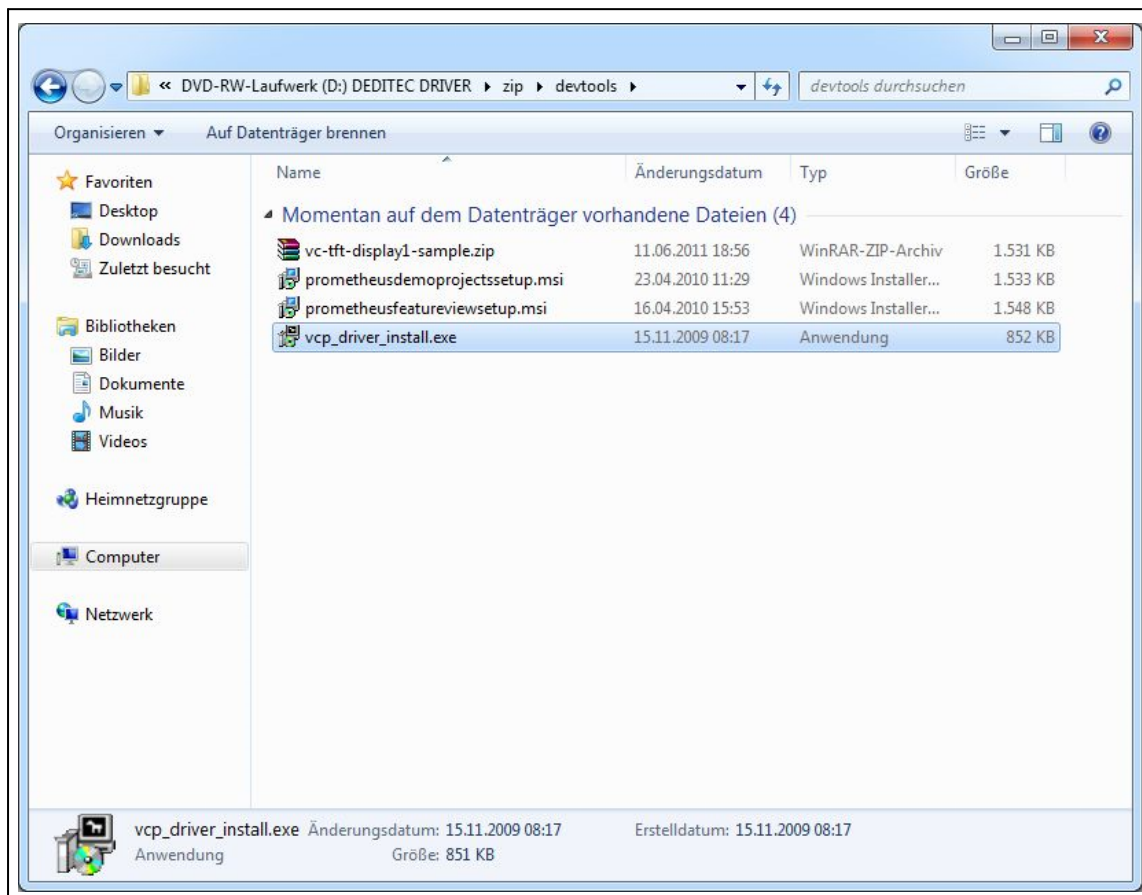
# Software

---



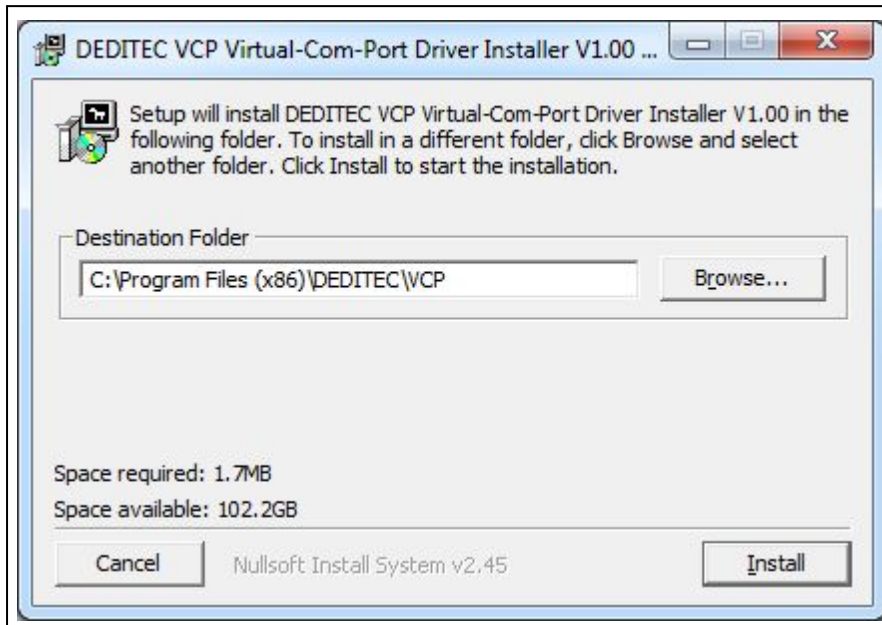
## 3. Software

### 3.1. “VCP Driver (Virtual COM-Port)” Installation

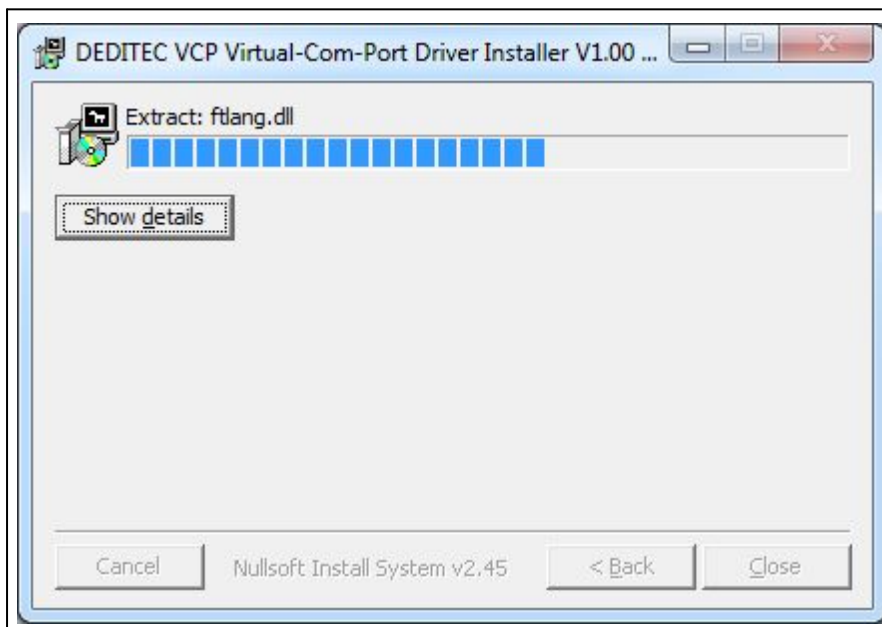


Insert the DEDITEC driver CD in your CD drive and start “vcp\_driver\_install.exe”. The “VCP driver (Virtual COM-Port)” software is also available at our homepage >[here](#)<.

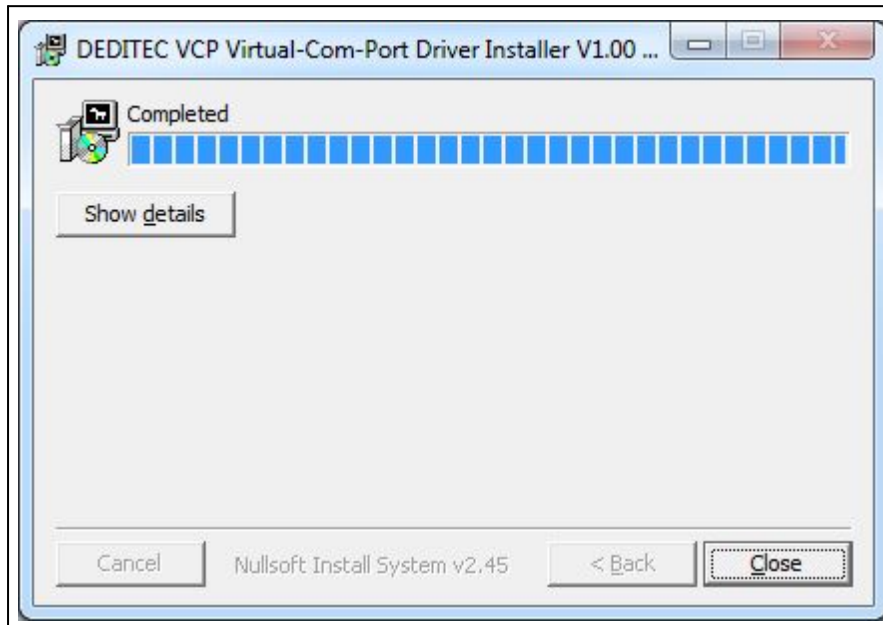
Press "Install".



The driver will be installed.



The “VCP Driver (Virtual COM-Port)” Software has been installed now.  
Press “Close” to finish installation.



# Appendix



## **4. Appendix**

### **4.1. Contact / Support**

If you have any questions about the product or need assistance with commissioning, you can reach us at the following numbers:

#### **Support Software**

Tel. +49 (0) 22 32 / 50 40 8 – 20

#### **Support Hardware**

Tel. +49 (0) 22 32 / 50 40 8 – 30

#### **Support via E-mail**

[support@deditec.de](mailto:support@deditec.de)

### **4.2. Environment and disposal**

You can return the defective or obsolete product to us at the end of its service life. As a manufacturer and distributor of electronic assemblies, we will take care of the proper disposal for you in accordance with the applicable legal regulations. For this purpose, it is best to use our return form on the homepage:

[Return form](#)

### 4.3. Revisions

Rev 3.01	DEDITEC Design Update 2022
Rev 3.00	DEDITEC Design Update 2021
Rev 2.01	Index added
Rev 2.00	Design change
Rev 1.00	First DEDITEC Instruction

#### **4.4. Copyrights and trademarks**

Linux is a registered trademark of Linus Torvalds.

USB is a registered trademark of USB Implementers Forum Inc.

LabVIEW is a registered trademark of National Instruments.

Intel is a registered trademark of Intel Corporation.

AMD is a registered trademark of Advanced Micro Devices, Inc.

ProfiLab is a registered trademark of ABACOM Ingenieurbüro GbR.

ispVM System is a registered trademark of Lattice Semiconductor Corporation.

Windows, Visual-C/C++, -C#, -Basic, -Basic.NET and Visual-Studio are registered trademarks of Microsoft Corporation.

Delphi is a registered trademark of Borland Software Corporation.

Java is a registered trademark of Oracle Corporation.