



# TTL-CAN-Adapter

Hardware-Description

2010 Oktober

# INDEX

<b><u>1. Introduction</u></b>	<b>4</b>
<b><u>1.1. General remarks</u></b>	<b>4</b>
<b><u>1.2. Customer satisfaction</u></b>	<b>4</b>
<b><u>1.3. Customer response</u></b>	<b>4</b>
<b><u>2. Hardware description</u></b>	<b>6</b>
<b><u>2.1. Technical data</u></b>	<b>6</b>
<b><u>2.2. Module Connector</u></b>	<b>7</b>
<b><u>2.2.1. 9pol. D-SUB female</u></b>	<b>7</b>
<b><u>2.2.2. 5pol. Nylon Crimp male</u></b>	<b>7</b>
<b><u>2.3. Wiring Diagram</u></b>	<b>8</b>
<b><u>3. Appendix</u></b>	<b>10</b>
<b><u>3.1. Order information</u></b>	<b>10</b>
<b><u>3.2. Revisions</u></b>	<b>11</b>
<b><u>3.3. Copyrights and trademarks</u></b>	<b>12</b>



# Introduction

---



# 1. Introduction

## 1.1. General remarks

First of all, we would like to congratulate you to the purchase of a high quality DEDITEC product.

Our products are being developed by our engineers according to quality requirements of high standard. Already during design and development we take care that our products have -besides quality- a long availability and an optimal flexibility.

### **Modular design**

The modular design of our products reduces the time and the cost of development. Therefore we can offer you high quality products at a competitive price.

### **Availability**

Because of the modular design of our products, we have to redesign only a module instead of the whole product, in case a specific component is no longer available.

## 1.2. Customer satisfaction

Our philosophy: a content customer will come again. Therefore customer satisfaction is in first place for us.

If by any chance, you are not content with the performance of our product, please contact us by phone or mail immediately.


We take care of the problem.

## 1.3. Customer response

Our best products are co-developments together with our customers. Therefore we are thankful for comments and suggestions.

# Hardware description


---



## 2. Hardware description

The TTL-CAN adapter is a bidirectional TTL to CAN converter. TTL signal level will be converted to CAN-signals, using a galvanic isolation. The galvanical isolation uses a DC/DC converter and optocoupler.

### 2.1. Technical data



- +5V power supply
- In- and outputs are galvanically isolated
- 9 pol. D-SUB female to connect to CAN-bus
- 5 pol. Nylon Crimp male to connect to CAN-Controller
- Dimensions: 26,2mm x 30,7mm (LxB without cable)

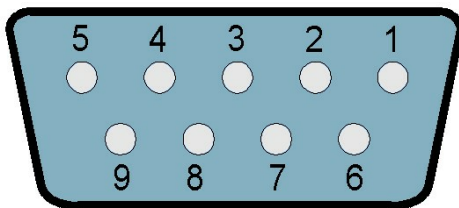
## 2.2. Module Connector

### 2.2.1. 9pol. D-SUB female

The connection to the module on CAN side is made by a 9pol. D-SUB female.

**Pin assignment:**

Pin	Name
2	CAN low
7	CAN high



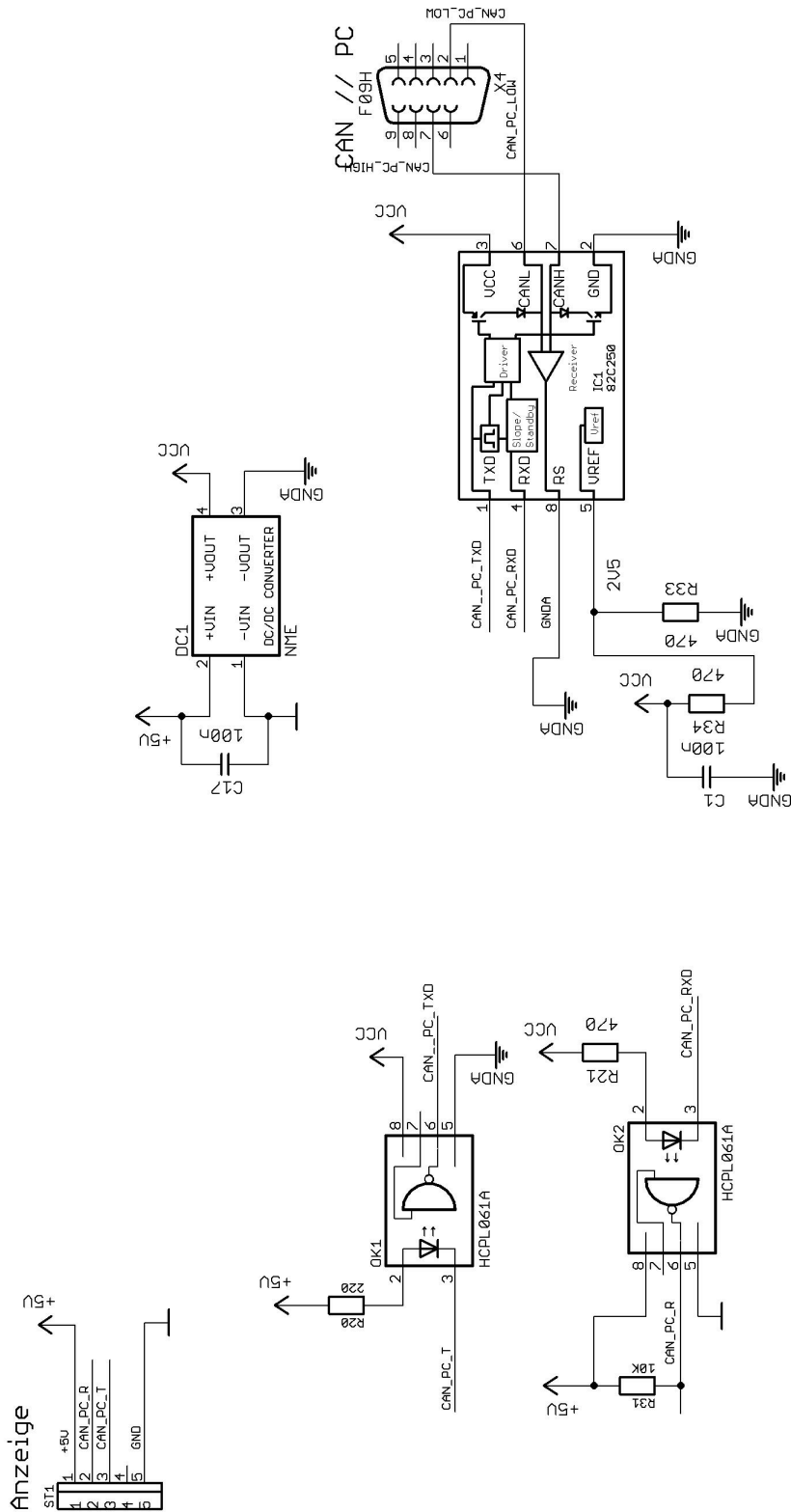
### 2.2.2. 5pol. Nylon Crimp male

The connection to the module on the TTL side is made by a 5 pol. nylon crimp male.

**Pin assignment:**

Pin	Name
1	+5V
2	RX
3	TX
4	not used
5	GND

## 2.3. Wiring Diagram



# Appendix



## 3. Appendix

### 3.1. Order information

Ord.no.: TTL-CAN\_Adapter

Product: TTL-CAN adapter with galvanic isolation

### 3.2. Revisions

Rev 1.00	First issue
Rev 2.00	Design change

### **3.3. Copyrights and trademarks**

Linux is registered trade-mark of Linus Torvalds.

Windows CE is registered trade-mark of Microsoft Corporation.

USB is registered trade-mark of USB Implementers Forum Inc.

LabVIEW is registered trade-mark of National Instruments.

Intel is registered trade-mark of Intel Corporation

AMD is registered trade-mark of Advanced Micro Devices, Inc.